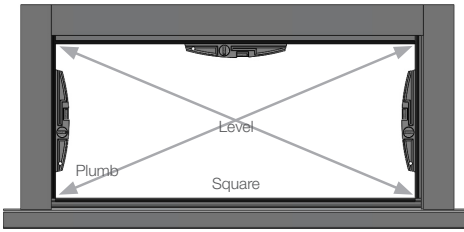
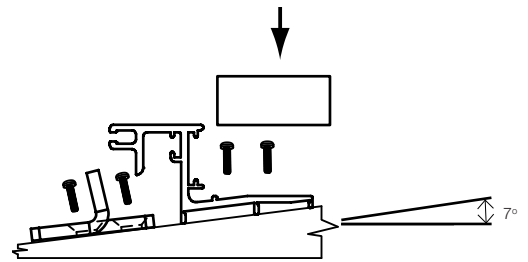


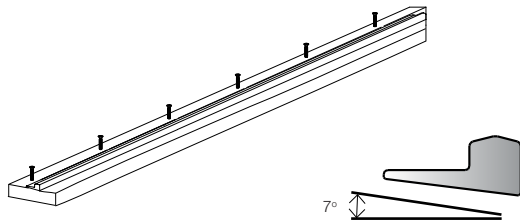
1. Install frame square, level, plumb, and free of twist.



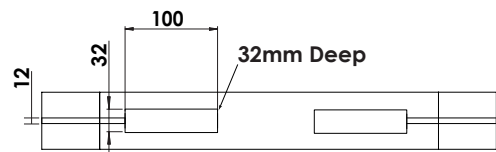
2. Screw down threshold at predrilled centers. Cover back of threshold extrusions, with timber cap. Fix negative load hook to sill.



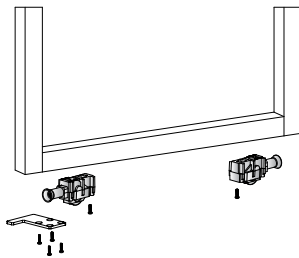
3. To install bottom track, cut to length, then screw at 400mm centres, insure track is level, pack if needed.



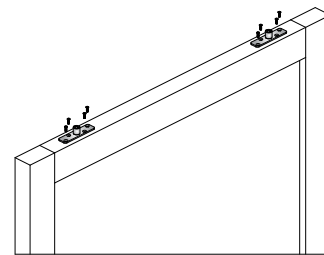
4. Cut mortises into bottom of sliding panel along the centre line of the panel, to insert rollers into. Make smaller channel for access to adjustment screw.



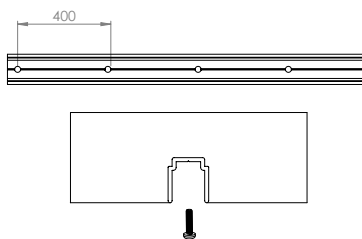
5. Screw rollers into bottom rail. Ensure adjustment screws are facing outwards. Fix negative load hook near end of door.



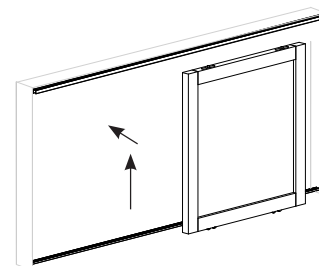
6. Mount top guides onto panel, along the centerline of the panel.



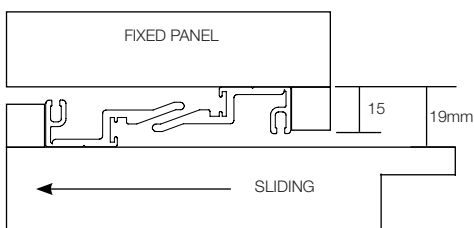
7. Pre Drill and CSK holes for 8g screws at 400mm centres, into top guide track. Make a rebate 20.5mm wide by 21.5, then fix track into head with 8g x25.



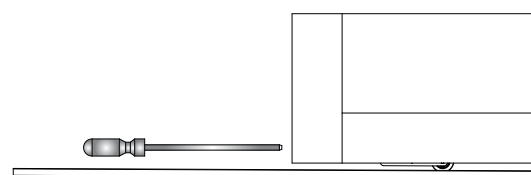
8. Angle door and lift until top guides are in track, then swing the door in and lower onto bottom track.



9. Fix interlocker with 8g screws.



10. Use adjustment screws to make door run level with the top and bottom tracks. Take the weight off the door while adjusting.

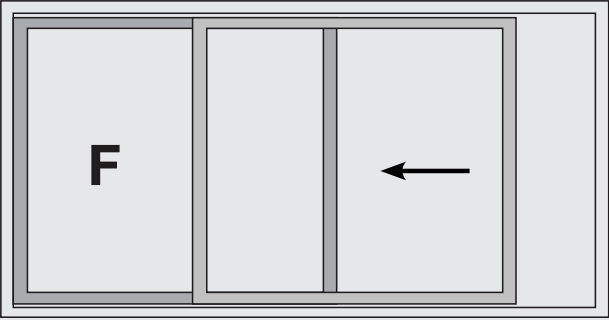
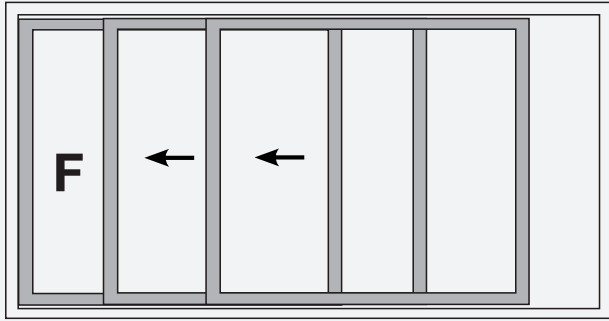
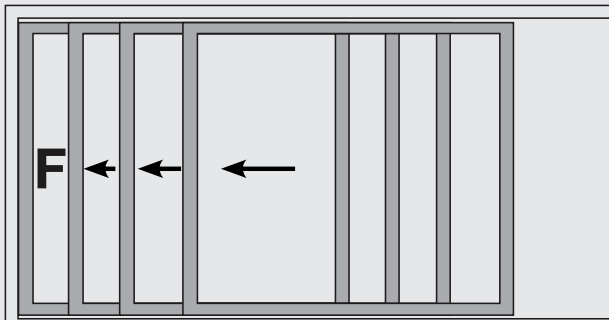
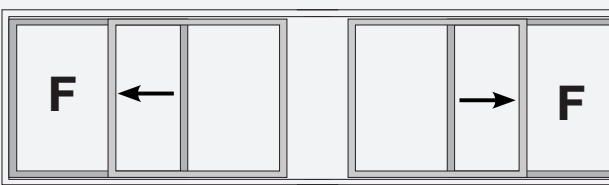


NOTES: Threshold kits

- 12010AL75 for 56mm thick doors.
- 12010AL63 for 44mm thick doors.
- 12010AL84 for 65mm thick doors.

Aluminium finishes Available (All anodized 20mic)

- (Suffix) A = Natural Anodized
- BRZ = Dark Bronze Anodized
- BLK = Black Anodized

		Recommended Hardware	
2 Panel Stacker		2x Bottom Roller (50Kg) 2x Top Guide	(#12050) (#BG1)
		1x Guide Track (6m) 1x Bottom Track	(#TB5A) (#12002A)
		1x Interlocker 1x Threshold 1x Negative Load Hook Set	(#12001A) (#12000A) (#12060LH)
		Track Lengths • Bottom Track: 2.5m, 5m • Threshold: 2m, 4m • Interlocker: 2.5m, 5m	If door weight above 100kg, use 12051, up to 180kg.
3 Panel Stacker		4x Bottom Roller (50Kg) 4x Top Guide	(#12050) (#BG1)
		2x Guide Track (6m) 2x Bottom Track	(#TB5A) (#12002A)
		2x Interlocker 1x Threshold Kit 2x Negative Load Hook Set	(#12001A) (#12010A) (#12060LH)
		Track Lengths • Bottom Track: 2.5m, 5m • Threshold: 2m, 4m • Interlocker: 2.5m, 5m	If door weight above 100kg, use 12051, up to 180kg.
4 Panel Stacker		6x Bottom Roller (50Kg) 6x Top Guide	(#12050) (#BG1)
		2x Guide Track (6m) 2x Bottom Track	(#TB5A) (#12002A)
		3x Interlocker 2x Threshold Kit 3x Negative Load Hook Set	(#12001A) (#12010A) (#12060LH)
		Track Lengths • Bottom Track: 2.5m, 5m • Threshold: 2m, 4m • Interlocker: 2.5m, 5m	If door weight above 100kg, use 12051, up to 180kg.
4 Panel		4x Bottom Roller (50Kg) 4x Top Guide	(#12050) (#BG1)
		1x Guide Track (6m) 1x Bottom Track	(#TB5A) (#12002A)
		2x Interlocker 1x Threshold 1x Negative Load Hook Set 1x Negative Load Hook Set	(#12001A) (#12000A) (#12060LH) (#12060RH)
		Track Lengths • Bottom Track: 2.5m, 5m • Threshold: 2m, 4m • Interlocker: 2.5m, 5m	If door weight above 100kg, use 12051, up to 180kg.